

# Fiscal Year 2022 Progress Update

*for*

## Implementation Strategy Plan

for TidalHealth Peninsula Regional

## Community Health Improvement Plan

for Somerset County Health Department and

Wicomico County Health Department

*Data from July 1, 2021 - December 31, 2021*

*Presented to the Wicomico County Local Health Improvement Coalition*

*February 4, 2022*

Program	Page
Community Outreach Addictions Team (COAT)	1
Wicomico County Opioid Intervention Team (OIT)	5
Sustainable Change and Lifestyle Enhancement (SCALE) Program	6
PEARLS	7
Chronic Disease Self-Management Classes (CDSM)	7

**COMMUNITY OUTREACH ADDICTIONS TEAM (COAT)**

Wicomico County Health Department

COAT FY 2022 Data Evaluation Measures July 1, 2021 - December 31, 2021		
	Unduplicated # Served / % of Total	
Wicomico County Residents	150	77.7%
Non-Residents	43	22.3%
Total	193	100.00%

COAT FY 2022 Data Evaluation Measures July 1, 2021 - December 31, 2021										
Total # Outreach Services (Duplicated)	# Served Reporting History of Opioid Use / % of Total*		Unduplicated # Linked to Treatment / % Unduplicated Linked to Treatment	6 Month Follow-Up # Attempted to Contact / # Contacted		6 Month Follow-Up # Remaining in Recovery / % Remaining in Recovery**		Duplicated # Receiving Navigation Services*	# of Navigation Services Provided*	
554	88	45.6%	116	60%	85	18	15	83%	60	67

\* Data is not comparable to previous years due to changes in data collection and data operationalization that began January 2020.  
 \*\*This measure assesses progress of individuals served in the prior fiscal year. Data collection began January 2020. Six months of data will be reported in the FY21 report.

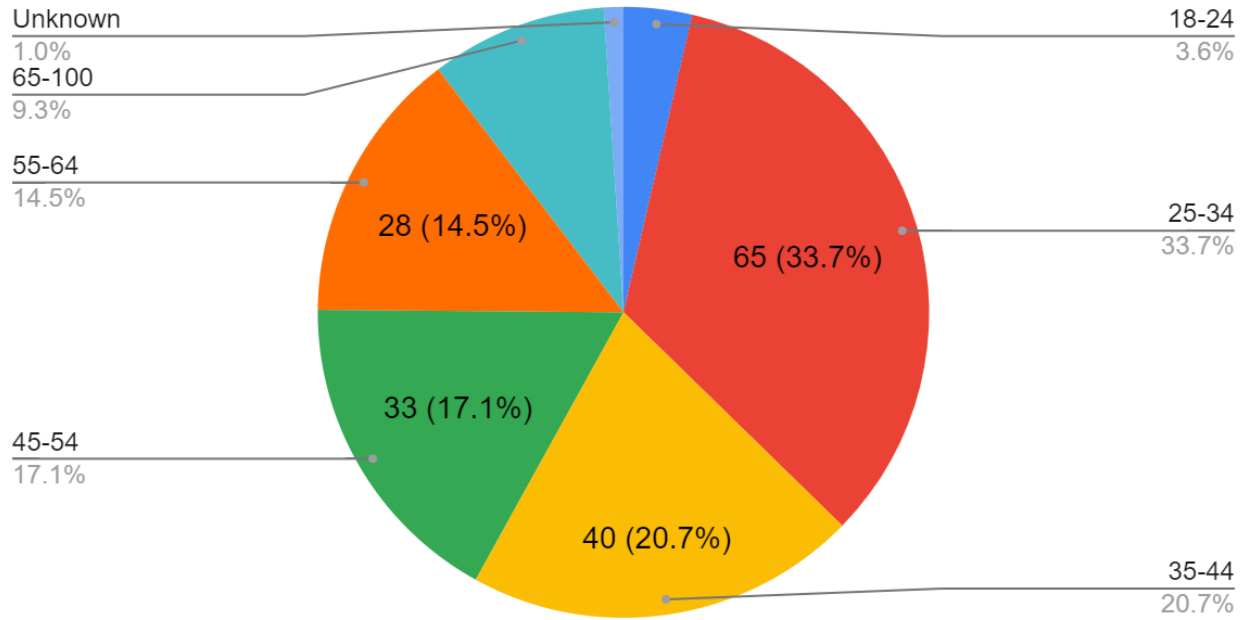
COAT FY 2022 Data Evaluation Measures Navigation Services* July 1, 2021 - December 31, 2021			
Type of Assistance	# Served by Assistance Type	# of Services Provided	Average # of Services Per Person
Insurance Assistance	8	8	1
Transportation	28	32	1.14
Food Assistance	2	2	1
Housing	8	10	1.25
Financial Assistance	1	2	2
Medical Linkage/Referrals	4	4	1
Other (e.g. Support Meeting Schedule, Resource Information, Treatment Resources, etc.) 1	9	9	1

\* Data is not comparable to previous years due to changes in data collection and data operationalization that began January 2020.

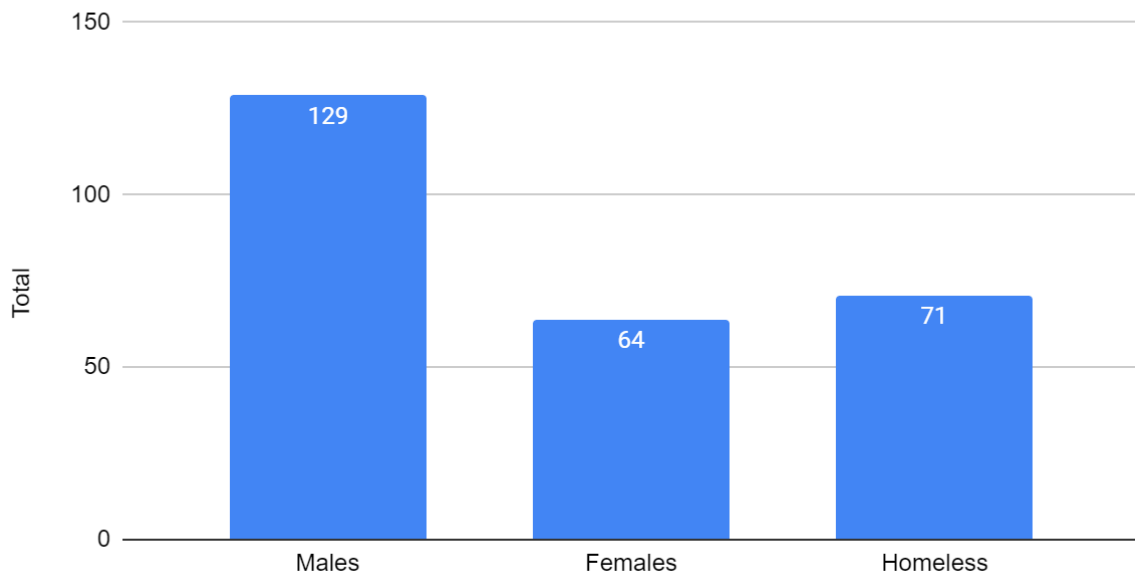
**NOTES**

- **# Served by Assistance Type** is the unduplicated number of individuals receiving the type of service. However, # served may be duplicated across the types of assistance, as an individual may receive more than one type of assistance.
- **# of Service Provided** is the total # of times staff provided the service, which may include providing individuals with the same type of assistance multiple times.

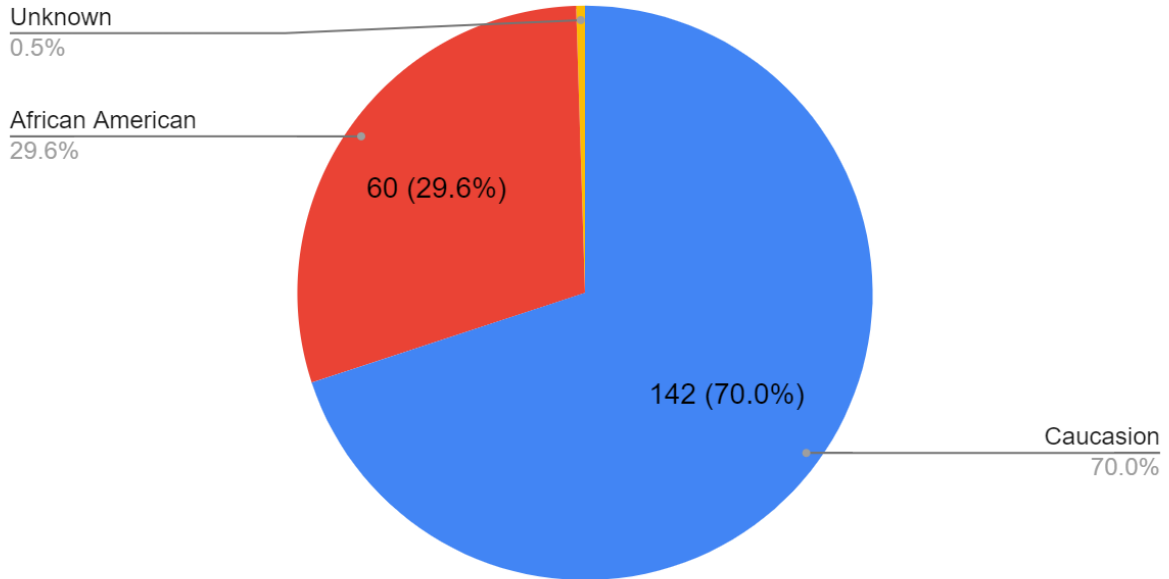
## FY22 COAT Data - July 1, 2021 - December 31, 2021 Total by Age



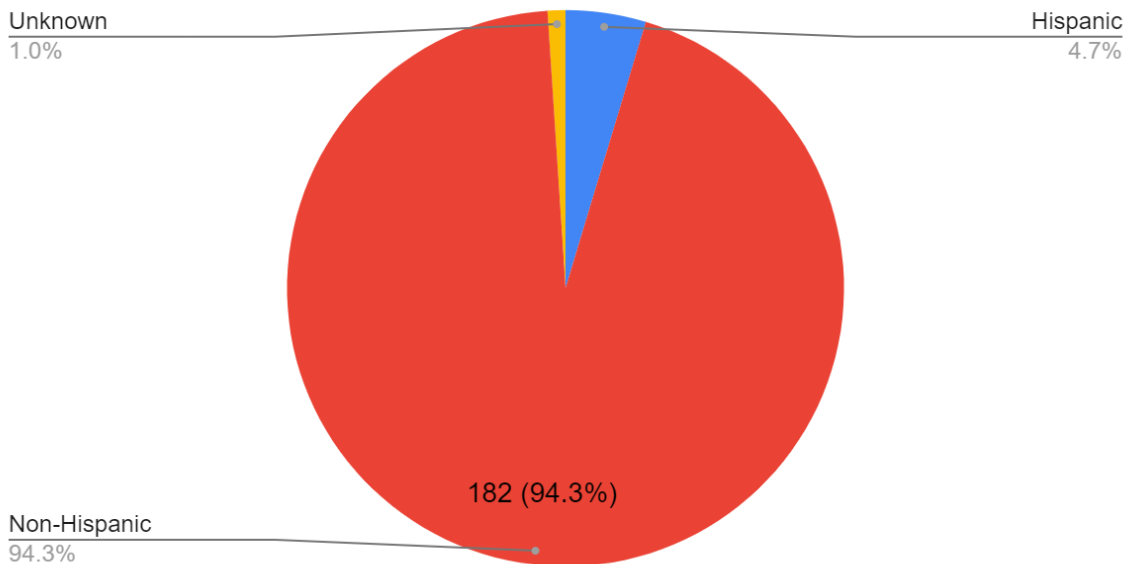
## COAT Demographic Data FY22 July 1, 2021 - December 31, 2021



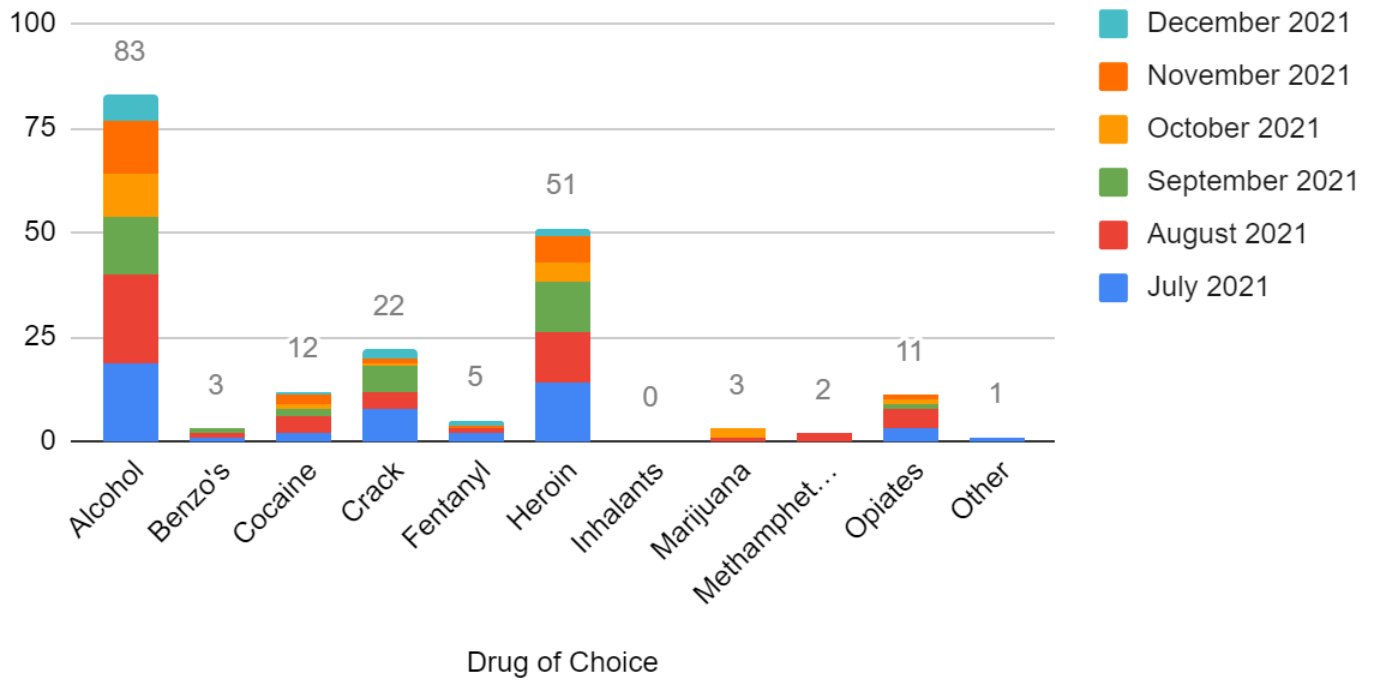
## FY22 COAT Data - July 1, 2021 - December 31, 2021 Race



## FY22 COAT Data - July 1, 2021 - December 31, 2021 Ethnicity



## FY22 COAT Data - July 1, 2021 - December 31, 2021 Identified Drug of Choice



**Wicomico County Opioid Intervention Team**  
Wicomico County Health Department

<b>Wicomico County Opioid Intervention Team (OIT) FY 2022 Data Evaluation Measures July 1, 2021 - December 31, 2021</b>	
<b># of OIT meetings held (target = 25)</b>	<b>8</b>
<b># of community events where Opioid Coordinator was present and providing education to the community (target = 10)</b>	<b>12</b>
<b># of Local Overdose Fatality Review Team (LORFT) meetings attended (target = 10)</b>	<b>2</b>
<b># of individuals who attend CE (continuing education) trainings planned by OIT Coordinator (target = 100)</b>	<b>0 - training planned for second half of fiscal year</b>
<b># of individuals exposed to messaging via tv, radio, or social media (target = 60,000)</b>	<b>72,270 impressions on social media, 75,000 impressions via geofencing</b>
<b># of times the OIT Educational Trailer is deployed (target = 10)</b>	<b>6</b>
<b># of Medication Disposal Bags provided to community members (target = 150)</b>	<b>50</b>
<b># of individuals provided education via OIT trailer (target = 500)</b>	<b>850</b>
<b># of first responders who attended dinner and received education.</b>	<b>Dinner to be held in April</b>

**Sustainable Change and Lifestyle Enhancement (SCALE) Program**  
Somerset County Health Department & Wicomico County Health Department

**Sustainable Change and Lifestyle Enhancement (SCALE) Program**  
**FY 2022 Data Evaluation Measures**  
**July 1, 2021 - December 31, 2021**

	<b>Somerset</b>	<b>Wicomico</b>
<b># of adults enrolled in SCALE program</b>	8	-
<b>% of adults with weight loss of at least 5% of their baseline body weight</b>	12.5%	-
<b>% knowledge change</b>	100%	-
<b># of adults diagnosed as overweight or obese</b>	8	-
<b># of adults diagnosed as overweight or obese with improved BMI or weight loss</b>	8	-
<b># of adults with an increase in healthy lifestyle choices.</b>	8	-
<i>Notes: Groups held virtually due to COVID-19. Virtual meetings were challenging. Beginning in January 2021, Somerset County Health Department provided services in both Somerset and Wicomico counties.</i>		

**PEARLS**  
MAC, Inc.

<b>PEARLS</b> <b>FY 2022 Data Evaluation Measures</b> <b>July 1, 2021 - December 31, 2021</b>	
# of community members screened	98
# of community members enrolled	90
# who attended 6 or more sessions	48
% of enrollees with reduction in level of depression maintained over 12 months	79%
% of enrollees achieving remission of depression symptoms for at least 6 months	75%

**Chronic Disease Self-Management Classes (CDSM)**  
MAC, Inc.

<b>CDSM</b> <b>FY 2022 Data Evaluation Measures</b> <b>July 1, 2021 - December 31, 2021</b>	
# of Workshops	9
# Enrolled	88
# Completed	72
% Completed	82%