

Fiscal Year 2022 Report
for
Implementation Strategy Plan
for TidalHealth Peninsula Regional
Community Health Improvement Plan
for Wicomico County Health Department

Data from July 1, 2021 - June 30, 2022
Presented to the Wicomico County Local Health Improvement Coalition
August 8, 2022

Program	Page
Community Outreach Addictions Team (COAT)	1
Wicomico County Opioid Intervention Team (OIT)	5
PEARLS	6
Chronic Disease Self-Management Classes (CDSM)	6
Salisbury Wicomico Integrated Firstcare Team (SWIFT)	7
Wagner Wellness Van Expansion	7
Cancer Programs Update	8

COMMUNITY OUTREACH ADDICTIONS TEAM (COAT)

Wicomico County Health Department

COAT FY 2022 Data Evaluation Measures				
	July - Dec	Jan - June	Total	% of Total
Wicomico County Residents	150	106	256	81.3%
Non-Residents	43	16	59	18.7%
Total	193	122	315	100%

COAT FY 2022 Data Evaluation Measures											
	Total # Outreach Services (Duplicated)	# Served Reporting History of Opioid Use / % of Total*		Unduplicated # Linked to Treatment / %		6 Month Follow-Up # Attempted to Contact / # Contacted		6 Month Follow-Up # Remaining in Recovery / % Remaining in Recovery**		Duplicated # Receiving Navigation Services*	# of Navigation Services Provided*
				Unduplicated Linked to Treatment							
July - Dec	554	88	45.6%	116	60.1%	85	18	15	83%	60	67
Jan - Jun	396	54	44.3%	81	66.4%	110	21	21	100%	75	103
Total	950	142	45.1%	197	62.5%	195	39	36	92.3%	135	170

* Data is not comparable to years prior to 2020
**This measure assesses progress of individuals served in the prior fiscal year.

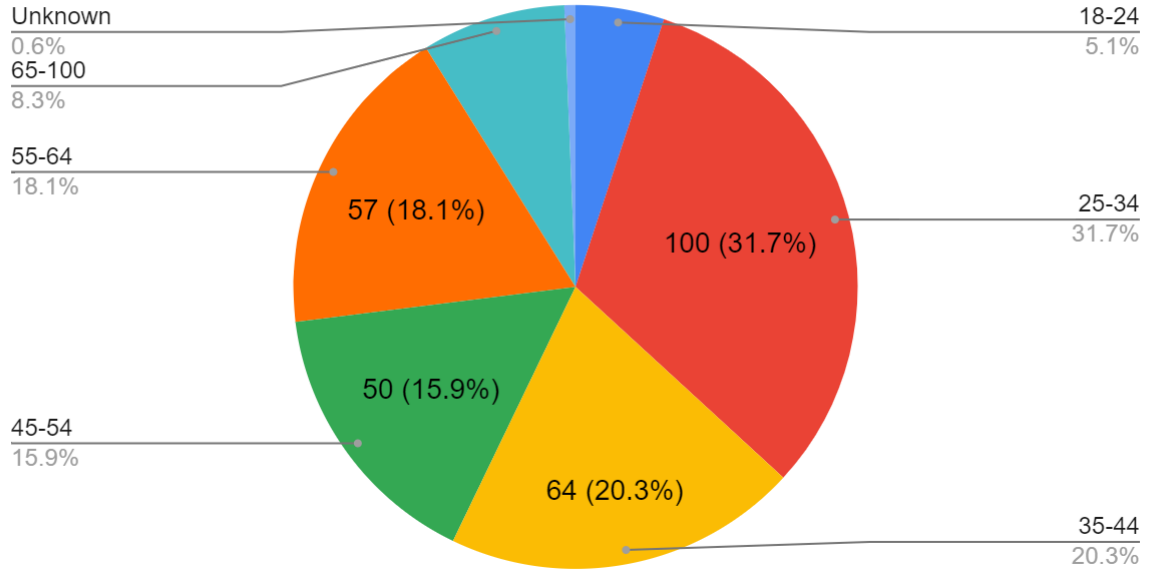
COAT FY 2022 Data Evaluation Measures Navigation Services*			
Type of Assistance	# Served by Assistance Type	# of Services Provided	Average # of Services Per Person
Insurance Assistance	16	17	1.06
Transportation	64	89	1.4
Food Assistance	7	9	1.3
Housing	23	28	1.2
Financial Assistance	1	2	2
Medical Linkage/Referrals	5	6	1.2
Other (e.g. Support Meeting Schedule, Resource Information, Treatment Resources, etc.)	19	19	1

* Data is not comparable to years prior to 2020

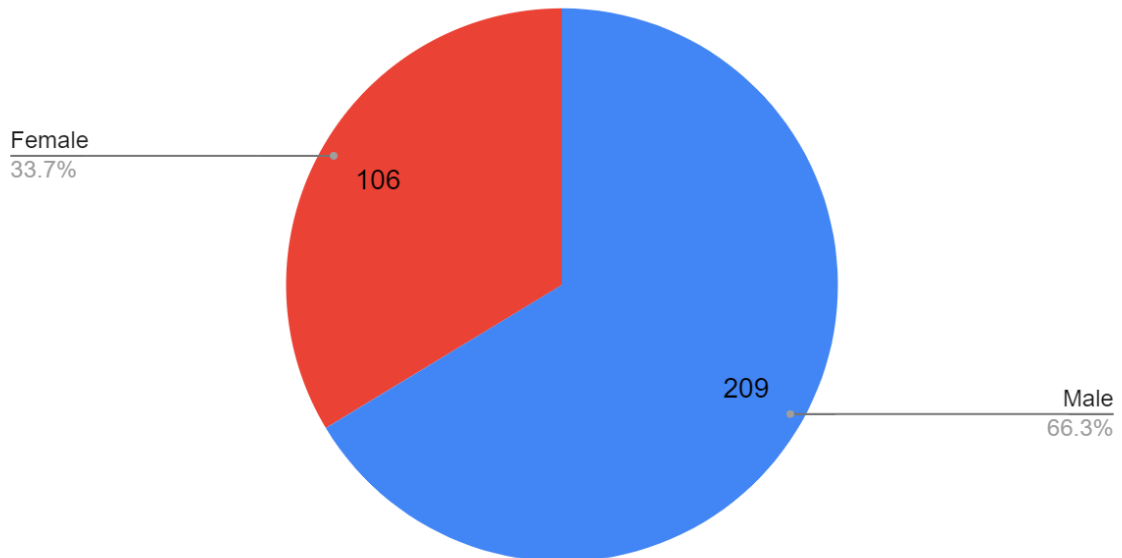
NOTES

- # Served by Assistance Type is the unduplicated number of individuals receiving the type of service. However, # served may be duplicated across the types of assistance, as an individual may receive more than one type of assistance.
- # of Service Provided is the total # of times staff provided the service, which may include providing individuals with the same type of assistance multiple times.

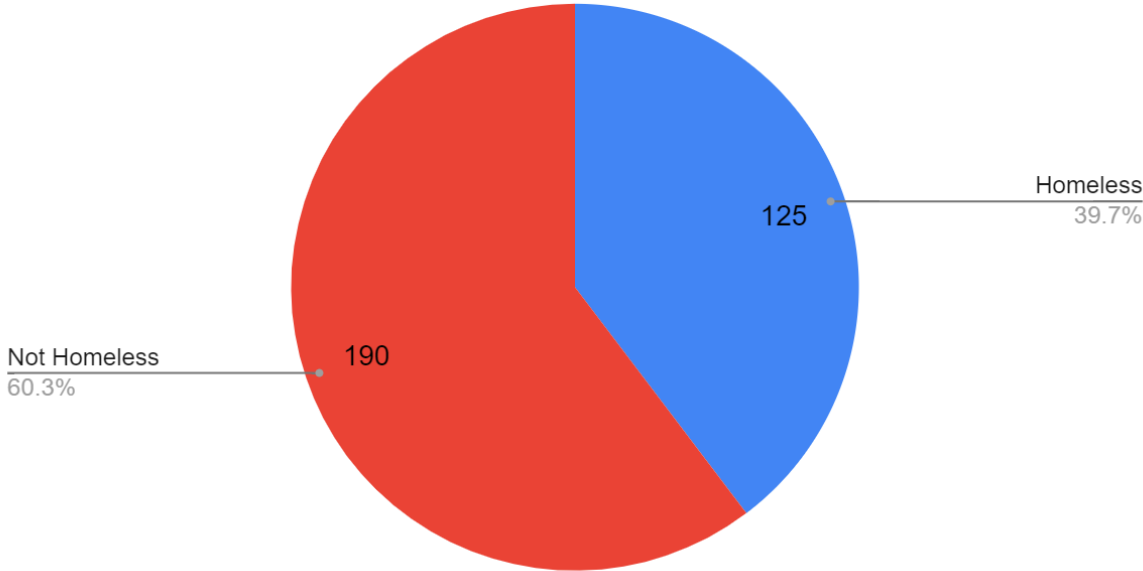
FY22 COAT Data - July 1, 2021 - June 30, 2022
Total by Age (N=315)



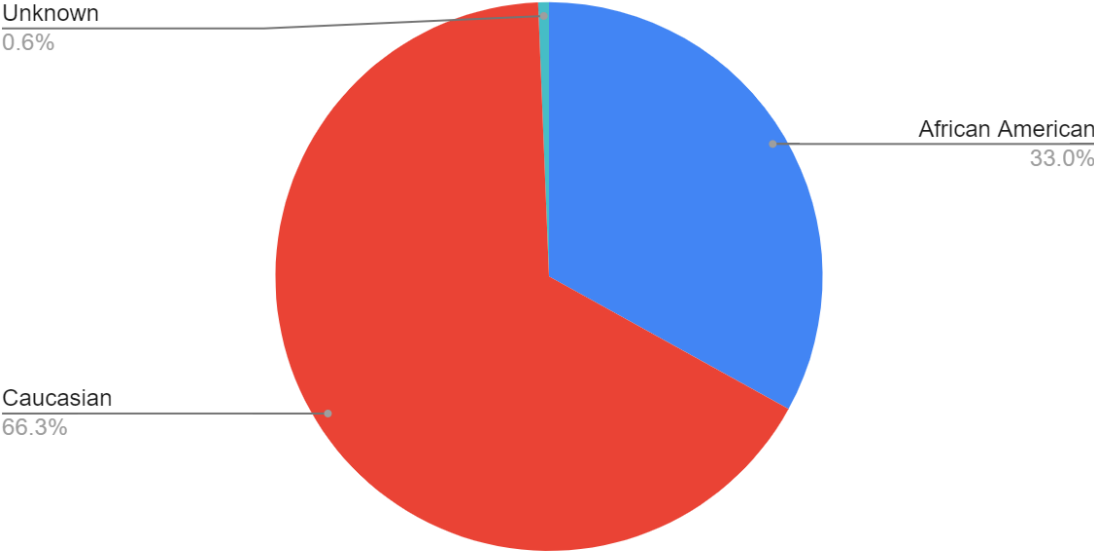
FY22 COAT Data - July 1, 2021 - June 30, 2022
Total by Gender (N=315)



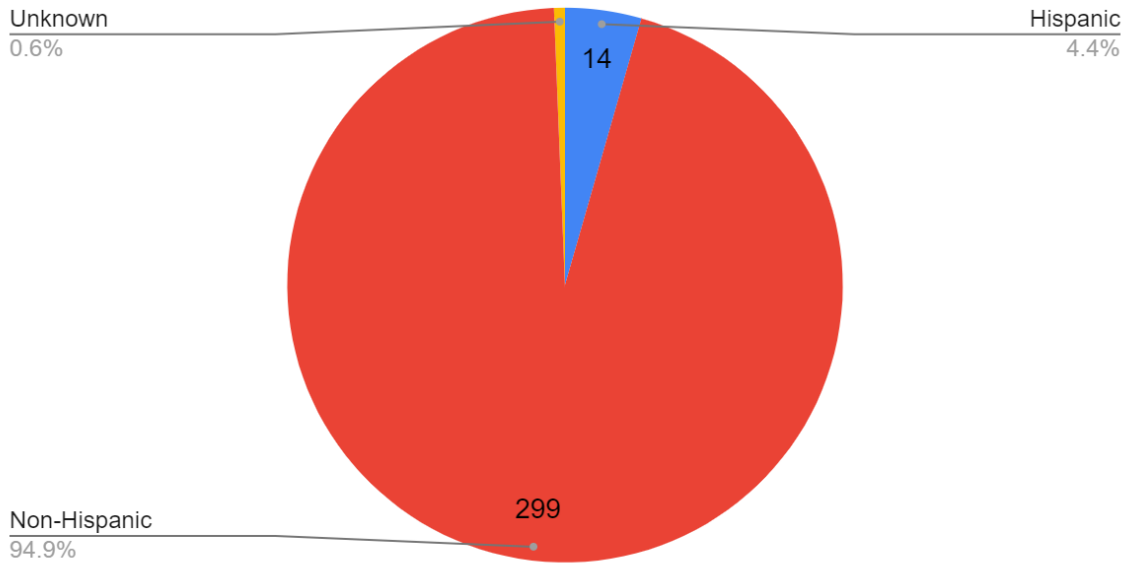
FY22 COAT Data - July 1, 2021 - June 30, 2022
Total by Homeless Status (N=315)



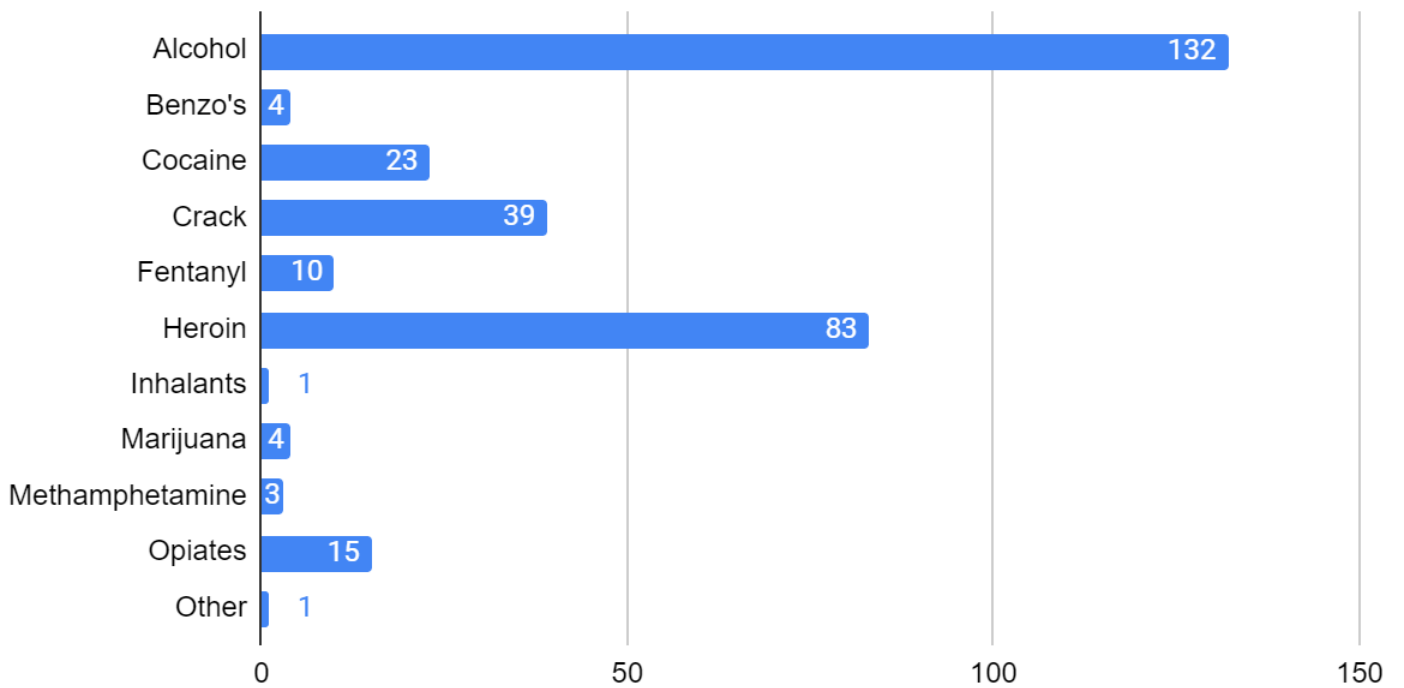
FY22 COAT Data - July 1, 2021 - June 30, 2022
Total by Race (N=315)



FY22 COAT Data - July 1, 2021 - June 30, 2022
Total by Ethnicity (N=315)



FY22 COAT Data - July 1, 2021 - June 30, 2022
Total by Drug of Choice (N=315)



Wicomico County Opioid Intervention Team
Wicomico County Health Department

Wicomico County Opioid Intervention Team (OIT) FY 2022 Data Evaluation Measures July 1, 2021 - June 30, 2022			
MEASURE	July - Dec	Jan - June	Total
# of OIT meetings held (target = 25)	8	16	24
# of community events where Opioid Coordinator was present and providing education to the community (target = 10)	12	12	24
# of Local Overdose Fatality Review Team (LORFT) meetings attended (target = 10)	2	5	7
# of individuals who attend CE (continuing education) trainings planned by OIT Coordinator (target = 100)	0 - training planned for second half of fiscal year	62	62
# of individuals exposed to messaging via tv, radio, or social media (target = 60,000)	72,270 social media impressions, 75,000 impressions via geofencing	13,438 social impressions, 81,000 impressions of Shorebirds banner	85,708 social media impressions; 75 geofencing impressions, 81,000 impressions of Shorebirds banner
# of times the OIT Educational Trailer is deployed (target = 10)	6	0	6
# of Medication Disposal Bags provided to community members (target = 150)	50	0	50
# of individuals provided education via OIT trailer (target = 500)	850	0	850
# of first responders who attended dinner and received education.	Dinner to be held in April	25	25
<i>Comments: The community outreach was negatively impacted due to COVID and limited events throughout the year. We also learned that our first responders are either too busy, or not interested in attending the First Responder Appreciation Dinner. Due to this we plan to change the project next year in an attempt to reach more first responders.</i>			

PEARLS
MAC, Inc.

PEARLS FY 2022 Data Evaluation Measures July 1, 2021 - June 30, 2022	
# of community members enrolled	184
% of enrollees with reduction in level of depression maintained over 12 months	61%
% of enrollees achieving remission of depression symptoms for at least 6 months	64%

Chronic Disease Self-Management Classes (CDSM)
MAC, Inc.

CDSM FY 2022 Data Evaluation Measures July 1, 2021 - June 30, 2022	
# of 6 week classes	13
# people reached	126
Completion Rate	87%
% Knowledge Change	94%

Salisbury Wicomico Integrated Firstcare Team (SWIFT)

TidalHealth

SWIFT FY 2022 Data Evaluation Measures July 1, 2021 - June 30, 2022	
# Patients Served	24 (for data available in CRISP)
Pre-intervention Visits	55
3 Months Post Visits	31
6 Months Pre Visits	72
6 Months Post Visits	45
Reduction in Visits	19.3%

Wagner Wellness Van Expansion

TidalHealth

Wagner Wellness Van Expansion FY 2022 Data Evaluation Measures July 1, 2021 - June 30, 2022	
# of Events	97
# of Encounters	1,275
# of Diabetes Risk Assessments	52
# of Blood Pressure Screenings	320
# of Flu Shots	718
# of COVID-19 Vaccinations	127

Cancer Program

TidalHealth

- No cancer screenings in 2021 due to COVID restrictions
- Cancer prevention information provided to 350 people in Wicomico and Sussex Counties via the TidalHealth Community Wellness Benefit and the Wagner Wellness Van
- New Program developed: Return to Cancer Screening PDSA - project uses *My Chart* to provide information to create awareness for continued cancer screening
 - Breast cancer screening info shared with 33,089 people with 433 replies for more info or to schedule screenings
 - Lung cancer screening info shared with 3,903 people with 61 replies for more info or to schedule screenings

**Breast and Cervical Cancer Program (BCCP) &
Cancer Prevention, Education, Screening and Treatment (CPEST) Program**
Wicomico County Health Department

BCCP/CPEST FY 2022 Data Evaluation Measures July 1, 2021 - June 30, 2022	
# Completed Screenings (combined goal = 353)	357
# Receiving CPEST Case Management (goal = 25)	36
# Outreach Events	57